



AGENDA
REGULAR MEETING
OF THE BOARD OF HARBOR COMMISSIONERS
MOSS LANDING HARBOR DISTRICT
7881 Sandholdt Road, Moss Landing, CA 95039

September 25, 2019 - 7:00 P.M.

A. CLOSED SESSION

A Closed session will be held immediately prior to the public open meeting, and will begin at **6:00 p.m.** to consider the following items. The public open meeting will begin at **7:00 p.m., or as soon thereafter as the Closed Session is concluded**, and any action taken during the Closed Session will be reported out at that time.

1. Confer with real property negotiators (District Counsel and GM) pursuant to Government Code §54956.8 regarding: a. The Moss Landing Commercial Park; b. North Harbor Restaurant negotiations with various parties; d. DWD Oil Pipeline; e. Moss Landing Storage.
2. Confer with District Counsel regarding 2 matters of potential litigation pursuant to Government Code §54956.9D2.

B. OPEN SESSION CALL TO ORDER - PLEDGE OF ALLEGIANCE – ROLL CALL

Russ Jeffries – President	Tommy Razzeca – General Manager
Tony Leonardini – Vice President	Mike Rodriguez – District Counsel
Vince Ferrante – Secretary	Shay Shaw – Administrative Assistant
Peggy Shirrel – Commissioner	
James Goulart – Commissioner	

C. PRESIDENT'S REMARKS

The President will use this opportunity to inform the public of issues affecting the District and other items of a general nature not otherwise provided for on this agenda.

D. PUBLIC COMMENTS

Members of the general public may address the Board of Harbor Commissioners regarding any item that is not on the Agenda. The President may limit the total amount of time of testimony on particular issues and for each individual speaker.

E. CONSENT CALENDAR

1. Approval of the August 28, 2019 Regular Meeting Minutes.

F. FINANCIAL REPORT

2. Financial report month ending August 31, 2019.

G. MANAGER'S REPORTS

The General Manager will make oral or written presentations on the below subjects. The Board may take such action as deemed necessary. The Manager may present additional reports; however, the Board may not take action on any such item not on this Agenda.

3. Projects Status/Update
4. Summary of Permits Issued
5. Meeting Announcements
6. Assigned Liveboard Report
7. Slip Income Report

8. Incident Report

H. COMMITTEE REPORTS

- 9. Elkhorn Slough Advisory Committee – Leonardini/Goulart
- 10. Liveaboard Committee – Goulart/Jeffries
- 11. Harbor Improvement Committee – Shirrel/ Goulart
- 12. Real Property Committee I – Jeffries/Leonardini
- 13. Real Property Committee II – Ferrante/Shirrel
- 14. Special Districts/CSDA – Jeffries/Ferrante
- 15. Personnel Committee – Ferrante/Jeffries
- 16. Finance Committee – Ferrante/Goulart
- 17. Ad Hoc Budget Committee – Leonardini/Shirrel
- 18. Meetings attended by Commissioners at District expense since the last regular meeting of the Board (AB 1234 requirements). Such reports may be oral or written.

I. INFORMATIONAL ITEMS

- 1. Allison Goss of Mahoney & Associates will provide a status update related to their listing of the Harbor Districts North Harbor Building.

- 2. GM Razzeca and President Jeffries will provide information about a Public Workshop hosted by AMBAG on August 29, 2019 regarding the Central Coast Highway 1 Climate Resiliency Study.

J. COMMISSIONERS COMMENTS AND CONCERNS

Commissioners may address items of concern at this time, and may request that items be placed on future agendas in accordance with the By-laws of the Board.

K. ADJOURNMENT

The next Meeting of the Board of Harbor Commissioners is scheduled for October 23, 2019 at 7:00 PM at the offices of the Moss Landing Harbor District, 7881 Sandholdt Road, Moss Landing, CA 95039. Individuals who require special accommodations are requested to contact the General Manager by emailing razzeca@mosslandingharbor.dst.ca.us or by calling 831.633.5417 no less than 72 hours prior to the meeting or in the case of a Special Meeting, as soon as possible after the Agenda is posted. Copies of the agenda will be available 72 hours prior to Regular Meetings and 24 hours prior to Special Meetings and may be obtained by logging onto the District's website at www.mosslandingharbor.dst.ca.us or by contacting the District at 831.633.5417. All meetings are noticed and conducted in accordance with the Ralph M. Brown Act.



MINUTES
REGULAR MEETING
OF THE BOARD OF HARBOR COMMISSIONERS
MOSS LANDING HARBOR DISTRICT
7881 Sandholdt Road, Moss Landing, CA 95039

August 28, 2019

A. CLOSED SESSION

A closed session was held immediately prior to the public open meeting to consider the following:

1. Confer with real property negotiators (District Counsel and GM) pursuant to Government Code §54956.8 regarding: a. The Moss Landing Commercial Park; b. Sea Harvest Restaurant; c. North Harbor Restaurant negotiations with various parties; d. DWD Oil Pipeline; e. Moss Landing Storage.
2. Confer with District Counsel regarding two matters of potential litigation pursuant to Government Code §54956.9D2.

B. OPEN SESSION CALL TO ORDER - PLEDGE OF ALLEGIANCE – ROLL CALL

The open session was called to order at 7:15pm. After the Pledge of Allegiance roll was called:

Commissioners Present:

Russ Jeffries – President
Tony Leonardini – Vice President
Vince Ferrante – Secretary
James Goulart – Commissioner

Staff Present:

Tommy Razzeca – General Manager
Mike Rodriguez – District Counsel
Shay Shaw – Administrative Assistant

Commissioners Absent:

Peggy Shirrel – Commissioner

C. PRESIDENT'S REMARKS

The President announced that the Board met in Closed Session and no decisions were made; that direction was given to the General Manager and District Counsel.

D. PUBLIC COMMENTS

Margie Kay and Constance Green do voluntary clean up of Kirby Park. They were thankful that the District had put a portable restroom and extra trash cans out for the public and made mentioned some suggestions regarding to further upkeep of Kirby Park.

Rick Andrews mentioned that he requested to be moved to a new slip in the Harbor and the staff completed his request promptly. Rick also mentioned that Operations Supervisor Robert Stewart has been very helpful to him.

James Crane made comments regarding services he had provided to a former District tenant for an offsite demolition of a vessel. Mr. Crane notified the Board that he believed the District should pay for the services.

I. SPECIAL PRESENTATION

Marc Del Piero provided information regarding the Moss Landing Community Plan update process for which he provides consultation services to the District. Marc provided information to the Board

regarding various aspects of the plan and potential issues that he and District staff have been working on with Monterey County during preparation of the plan update.

J. NEW BUSINESS

20. ITEM – Consideration of Termination of Reimbursement Agreement between the Moss Landing Harbor District and MLCP, LLC

- a. Staff report – District Counsel Mike Rodriquez gave the report
- b. Public comment – Paul Moncrieff and Nader Agha made comments regarding the project and notified the Board that the project was still moving forward. Nader Agha provided information related to new technologies the project had been exploring.
- c. Board discussion – The Board expressed frustration in reference to a lack of communication by MLCP with the District and also with MLCP neglecting to meet the requirements of the reimbursement agreement they have with the District.
- d. Board action – Commissioner Ferrante made a motion to continue the item to the September 25, 2019 regular meeting if MLCP neglects to provide a check to the District by 3pm Friday August 30, 2019. Commissioner Goulart second.
The motion passed 4 ayes, 1 absent (Commissioner Shirrel was absent).

E. CONSENT CALENDAR

1. Approval of the July 24, 2019 Regular Meeting Minutes
2. Approval of the August 13, 2019 Special Meeting Minutes

A motion was made by Commissioner Ferrante, seconded by Commissioner Leonardini to approve the July 24, 2019 Regular Meeting Minutes and the August 13, 2019 Special Meeting Minutes. The motion passed 3 ayes, 1 absence (Commissioner Shirrel was absent) 1 abstention (Commissioner Goulart abstained).

F. FINANCIAL REPORT

3. Financial report month ending July 31, 2019. GM Razzeca gave the highlights. A motion was made by Commissioner Leonardini, seconded by Commissioner Goulart, to accept the July 31, 2019 Financial Report. The motion passed 4 ayes, 1 absence (Commissioner Shirrel was absent)

G. MANAGER'S REPORTS

The General Manager provided written reports on the below subjects.

4. Projects Status/Update – written report/no questions
5. Summary of Permits Issued – written report/no questions
6. Meeting Announcements – written report/no questions
7. Assigned Liveboard Report – written report/no questions
8. Slip Income Report – written report/no questions
9. Incident Report – written report/no questions

H. COMMITTEE REPORTS

10. Elkhorn Slough Advisory Committee – Leonardini/Goulart – Nothing to report
11. Liveboard Committee – Goulart/Jeffries – Nothing to report
12. Harbor Improvement Committee – Shirrel/ Goulart – Nothing to report
13. Real Property Committee I – Jeffries/Leonardini – Nothing to report
14. Real Property Committee II – Ferrante/Shirrel – Nothing to report
15. Special Districts/CSDA – Jeffries/Ferrante – Nothing to report
16. Personnel Committee – Ferrante/Jeffries – Nothing to report
17. Finance Committee – Ferrante/Goulart – Nothing to report
18. Ad Hoc Budget Committee – Leonardini/Shirrel – Nothing to report

19. Meetings attended by Commissioners at District expense since the last regular meeting of the Board (AB 1234 requirements). Such reports may be oral or written. President Jeffries reported out that he and GM Razzeca along with consultant Marc Del Piero had attended Monterey County Planning Commission meetings regarding the Moss Landing Community Plan update.

K. COMMISSIONERS COMMENTS AND CONCERNS

Commissioner Ferrante reported out that he would be absent from the next regularly Scheduled meeting of the Board on September 25, 2019.

L. ADJOURNMENT

The meeting adjourned at 8:45pm

Respectfully submitted,

Vince Ferrante, Secretary
Board of Harbor Commissioners

ATTEST:

Tommy Razzeca, Deputy Secretary
Board of Harbor Commissioners

Moss Landing Harbor District
Balance Sheet
As of August 31, 2019

	<u>Aug 31, 19</u>	<u>Aug 31, 18</u>	<u>\$ Change</u>	<u>% Change</u>
ASSETS				
Current Assets				
Checking/Savings				
1002 · Petty Cash	500	500		
1009 · Union - Operating	2,811,572	66,495	2,745,077	4,128%
1010 · Union - M.M.	-154,265	3,826,189	-3,980,454	-104%
1011 · Union - Payroll	31,744	33,214	-1,470	-4%
1015 · 1st Capital Bank	1,551,629	1,548,538	3,091	0%
1018 · Union Bank- Trust Account	872,615	244,866	627,749	256%
1020 · Umpqua - Restricted	1,014,442	1,011,382	3,060	0%
Total Checking/Savings	<u>6,128,237</u>	<u>6,731,184</u>	<u>-602,947</u>	<u>-9%</u>
Accounts Receivable				
11290 · Leases				
1282 · NNN Receivable	65,422	73,848	-8,426	-11%
1294 · Monterey Fish		-7,165	7,165	100%
Total 11290 · Leases	<u>65,422</u>	<u>66,683</u>	<u>-1,261</u>	<u>-2%</u>
1200 · Marina Receivables	166,790	106,645	60,145	56%
1201 · Marina - Allow for Bad Debt	-50,500	-29,250	-21,250	-73%
Total Accounts Receivable	<u>181,712</u>	<u>144,078</u>	<u>37,634</u>	<u>26%</u>
Other Current Assets				
1271 · Prepaid Expenses				
1270 · Insurance	37,491	22,090	15,401	70%
1280 · Other	99,845		99,845	100%
Total 1271 · Prepaid Expenses	<u>137,336</u>	<u>22,090</u>	<u>115,246</u>	<u>522%</u>
Total Other Current Assets	<u>137,336</u>	<u>22,090</u>	<u>115,246</u>	<u>522%</u>
Total Current Assets	<u>6,447,285</u>	<u>6,897,352</u>	<u>-450,067</u>	<u>-7%</u>
Fixed Assets				
1650 · Construction in Progress	2,350,423	2,350,423		
1670 · Equipment	823,611	790,611	33,000	4%
1700 · Improvements				
1710 · NH Buildings & Improvements	7,871,280	7,871,280		
1720 · NH Floating Docks	524,675	524,675		
1725 · NH Offsite Improvements	632,218	632,218		
1730 · SH Buildings & Improvements	8,281,705	8,281,705		
1740 · SH Floating Docks	9,369,077	9,369,077		
Total 1700 · Improvements	<u>26,678,955</u>	<u>26,678,955</u>		

Moss Landing Harbor District
Balance Sheet
As of August 31, 2019

	<u>Aug 31, 19</u>	<u>Aug 31, 18</u>	<u>\$ Change</u>	<u>% Change</u>
1800 · Less - Depreciation				
1805 · Equipment	-793,599	-773,198	-20,401	-3%
1810 · NH Buildings & Improvements	-4,064,591	-3,805,597	-258,994	-7%
1820 · NH Floating Docks	-523,134	-511,097	-12,037	-2%
1825 · NH Offsite Improvements	-485,194	-455,811	-29,383	-6%
1830 · SH Buildings & Improvements	-6,236,761	-6,027,983	-208,778	-3%
1840 · SH Floating Docks	-6,083,905	-5,669,505	-414,400	-7%
Total 1800 · Less - Depreciation	<u>-18,187,184</u>	<u>-17,243,191</u>	<u>-943,993</u>	<u>-5%</u>
1900 · Land	<u>1,642,860</u>	<u>1,642,860</u>		
Total Fixed Assets	<u>13,308,665</u>	<u>14,219,658</u>	<u>-910,993</u>	<u>-6%</u>
Other Assets				
1320 · Workers Comp Deposit	200	200		
1530 · Principal Financial CS	7,389	7,389		
Total Other Assets	<u>7,589</u>	<u>7,589</u>		
TOTAL ASSETS	<u><u>19,763,539</u></u>	<u><u>21,124,599</u></u>	<u><u>-1,361,060</u></u>	<u><u>-6%</u></u>

Moss Landing Harbor District
Balance Sheet
As of August 31, 2019

	<u>Aug 31, 19</u>	<u>Aug 31, 18</u>	<u>\$ Change</u>	<u>% Change</u>
LIABILITIES & EQUITY				
Liabilities				
Current Liabilities				
Accounts Payable				
2010 · Accounts Payable	68,753	355,391	-286,638	-81%
Total Accounts Payable	<u>68,753</u>	<u>355,391</u>	<u>-286,638</u>	<u>-81%</u>
Other Current Liabilities				
2005 · Accrued Employee IRA		-259	259	100%
2013 · Accrued Expenses	106,021	106,021		
2020 · Accrued Salaries Payable	32,532	7,150	25,382	355%
2021 · Accrued Vacation	5,496	90,718	-85,222	-94%
2023 · Accrued Payroll Taxes	10,348	605	9,743	1,610%
2030 · Customer Deposits	313,751	303,994	9,757	3%
2051 · Note Interest Payable				
2062 · Umpqua Accrued Interest	13,236	7,832	5,404	69%
Total 2051 · Note Interest Payable	<u>13,236</u>	<u>7,832</u>	<u>5,404</u>	<u>69%</u>
2080 · Prepaid Berth Fees	157,382	149,071	8,311	6%
2082 · MLCP Cost Reimb. Deposit	100,000	-26,213	126,213	481%
2086 · Prepaid Leases				
20861 · Duke	46,601	44,857	1,744	4%
20862 · MBARI	14,555	14,265	290	2%
Total 2086 · Prepaid Leases	<u>61,156</u>	<u>59,122</u>	<u>2,034</u>	<u>3%</u>
2087 · Lease Deposits	17,047	17,047		
Total Other Current Liabilities	<u>816,969</u>	<u>715,088</u>	<u>101,881</u>	<u>14%</u>
Total Current Liabilities	<u>885,722</u>	<u>1,070,479</u>	<u>-184,757</u>	<u>-17%</u>
Long Term Liabilities				
2605 · Umpqua Loan	2,908,858	3,298,374	-389,516	-12%
Total Long Term Liabilities	<u>2,908,858</u>	<u>3,298,374</u>	<u>-389,516</u>	<u>-12%</u>
Total Liabilities	<u>3,794,580</u>	<u>4,368,853</u>	<u>-574,273</u>	<u>-13%</u>
Equity				
3020 · Retained Net Assets	6,456,231	6,456,231		
3050 · Prior Year Earnings	9,492,235	10,752,657	-1,260,422	-12%
Net Income	20,493	-453,143	473,636	105%
Total Equity	<u>15,968,959</u>	<u>16,755,745</u>	<u>-786,786</u>	<u>-5%</u>
TOTAL LIABILITIES & EQUITY	<u><u>19,763,539</u></u>	<u><u>21,124,598</u></u>	<u><u>-1,361,059</u></u>	<u><u>-6%</u></u>

**Moss Landing Harbor District
Statement of Cash Flows
July through August 2019**

Jul - Aug 19

OPERATING ACTIVITIES	<u>Jul - Aug 19</u>
Net Income	20,493
Adjustments to reconcile Net Income	
to net cash provided by operations:	
11290 · Leases:1291 · Monterey Bay Kayak	-1,496
1200 · Marina Receivables	1,627
1201 · Marina - Allow for Bad Debt	4,250
11290 · Leases:1282 · NNN Receivable	15,110
11290 · Leases:1284 · Local Bounty	1,230
1271 · Prepaid Expenses:1270 · Insurance	-18,590
1271 · Prepaid Expenses:1280 · Other	-9,282
1800 · Less - Depreciation:1805 · Equipment	3,400
1800 · Less - Depreciation:1810 · NH Buildings & Improvements	43,166
1800 · Less - Depreciation:1820 · NH Floating Docks	2,006
1800 · Less - Depreciation:1825 · NH Offsite Improvements	4,897
1800 · Less - Depreciation:1830 · SH Buildings & Improvements	34,796
1800 · Less - Depreciation:1840 · SH Floating Docks	69,067
2010 · Accounts Payable	-218,197
2020 · Accrued Salaries Payable	25,382
2023 · Accrued Payroll Taxes	9,787
2030 · Customer Deposits	-217
2080 · Prepaid Berth Fees	4,805
2086 · Prepaid Leases:20861 · Duke	-11,430
2086 · Prepaid Leases:20862 · MBARI	-4,625
2051 · Note Interest Payable:2062 · Umpqua Accrued Interest	-30,434
2082 · MLCP Cost Reimb. Deposit	100,000
Net cash provided by Operating Activities	<u>45,745</u>
FINANCING ACTIVITIES	
2605 · Umpqua Loan	-389,516
Net cash provided by Financing Activities	<u>-389,516</u>
Net cash increase for period	-343,771
Cash at beginning of period	6,472,008
Cash at end of period	<u><u>6,128,237</u></u>

Moss Landing Harbor District
Profit & Loss Budget vs. Actual
 July through August 2019

Ordinary Income/Expense	Jul - Aug 19	Budget	\$ Over Budget	% of Budget
Income				
4000 · MARINA REVENUES				
4100 · Berthing Income				
4110 · Assigned Berthing	277,648	291,390	(13,742)	95%
4112 · Qtrly/Annual Discount	-162	-375	213	43%
4113 · Commercial Vessel Dscnt	-1,837	-2,000	163	92%
4114 · Away (1 mnth) Dscnt	-245	-375	130	65%
4115 · Temporary Berthing	46,580	42,066	4,514	111%
4120 · Liveaboard Fees	21,863	20,150	1,713	109%
4130 · Transient Berthing	7,992	6,000	1,992	133%
4220 · Wait List	1,350	1,500	(150)	90%
4260 · Towing - Intra Harbor		100	(100)	
4270 · Pumpouts	200		200	100%
4280 · Late Fees	5,045	5,000	45	101%
4282 · Recovered Lien Costs	140		140	100%
Total 4100 · Berthing Income	358,574	363,456	(4,882)	99%
4200 · Other Income - Operations				
4225 · Merchandise	222		222	100%
4230 · SH Parking	38,760	28,800	9,960	135%
4285 · Dog Fee	240	110	130	218%
4290 · Misc	1,275	250	1,025	510%
Total 4200 · Other Income - Operations	40,497	29,160	11,337	139%
Total 4000 · MARINA REVENUES	399,071	392,616	6,455	102%

Moss Landing Harbor District
Profit & Loss Budget vs. Actual
July through August 2019

Expense	Jul - Aug 19	Budget	\$ Over Budget	% of Budget
5200 · General & Administrative				
5100 · Advertising	878		878	100%
5210 · Dues & Subscriptions	3,044	2,000	1,044	152%
5220 · Office Supplies				
5223 · Administration	612	654	(42)	94%
5225 · Operations	3,201	1,936	1,265	165%
Total 5220 · Office Supplies	<u>3,813</u>	<u>2,590</u>	<u>1,223</u>	<u>147%</u>
5230 · Postage & Equip Lease				
5232 · Meter Lease	129	87	42	148%
5235 · Postage	130	97	33	134%
Total 5230 · Postage & Equip Lease	<u>259</u>	<u>184</u>	<u>75</u>	<u>141%</u>
5240 · Copier Lease & Supplies				
5242 · Copier Lease		614	(614)	
Total 5240 · Copier Lease & Supplies		<u>614</u>	<u>(614)</u>	
5250 · Telephone & Communications				
5253 · Administration	1,973	2,015	(42)	98%
5255 · Operations	444	232	212	191%
Total 5250 · Telephone & Communications	<u>2,417</u>	<u>2,247</u>	<u>170</u>	<u>108%</u>
5260 · Professional Services				
5262 · Accounting	5,865	5,000	865	117%
5265 · Leagal	7,660	16,667	(9,007)	46%
5268 · Computer Consulting	427	57	370	749%
5269 · Payroll Processing	294	617	(323)	48%
Total 5260 · Professional Services	<u>14,246</u>	<u>22,341</u>	<u>(8,095)</u>	<u>64%</u>
5290 · Credit Card Fees	970	2,632	(1,662)	37%
5921 · Internet Billing Service	562	446	116	126%
Total 5200 · General & Administrative	<u>26,189</u>	<u>33,054</u>	<u>(6,865)</u>	<u>79%</u>
5300 · Personnel				
5310 · Salaries				
5313 · Administration	23,079	33,915	(10,836)	68%
5315 · Operations	27,057	26,451	606	102%
5318 · Maintenance	23,658	24,741	(1,083)	96%
Total 5310 · Salaries	<u>73,794</u>	<u>85,107</u>	<u>(11,313)</u>	<u>87%</u>
5330 · Payroll Taxes				
5333 · Administration	1,715	2,595	(880)	66%
5335 · Operations	2,070	2,049	21	101%
5338 · Maintenance	1,810	1,893	(83)	96%
Total 5330 · Payroll Taxes	<u>5,595</u>	<u>6,537</u>	<u>(942)</u>	<u>86%</u>
5340 · Employee Benefits				
5342 · Vehicle Allowance				
5343 · Administration	7,738	6,072	1,666	127%
5345 · Operations	980		980	
5348 · Maintenance	8,611	10,083	(1,472)	85%
Total 5340 · Employee Benefits	<u>17,329</u>	<u>16,155</u>	<u>1,174</u>	<u>107%</u>

Moss Landing Harbor District
Profit & Loss Budget vs. Actual
July through August 2019

	<u>Jul - Aug 19</u>	<u>Budget</u>	<u>\$ Over Budget</u>	<u>% of Budget</u>
5350 · Workers Compensation				
5353 · Administration	600	392	208	153%
5355 · Operations	1,174	1,442	(268)	81%
5358 · Maintenance	1,334	3,426	(2,092)	39%
Total 5350 · Workers Compensation	<u>3,108</u>	<u>5,260</u>	<u>(2,152)</u>	<u>59%</u>
5360 · Education & Training				
5363 · Administration	395		395	100%
Total 5360 · Education & Training	<u>395</u>		<u>395</u>	<u>100%</u>
Total 5300 · Personnel	<u>100,221</u>	<u>113,059</u>	<u>(12,838)</u>	<u>89%</u>
5400 · Insurance				
5410 · Liability Insurance	20,606	21,667	(1,061)	95%
Total 5400 · Insurance	<u>20,606</u>	<u>21,667</u>	<u>(1,061)</u>	<u>95%</u>
5500 · Utilities				
5510 · Garbage	13,596	8,833	4,763	154%
5520 · Gas and Electric	40,000	35,000	5,000	114%
5530 · Water	5,883	5,333	550	110%
5540 · Sewer	17,170	6,667	10,503	258%
Total 5500 · Utilities	<u>76,649</u>	<u>55,833</u>	<u>20,816</u>	<u>137%</u>
5600 · Operating Supplies				
5610 · Vehicles	977	1,667	(690)	59%
5625 · Operations	2,576	3,333	(757)	77%
Total 5600 · Operating Supplies	<u>3,553</u>	<u>5,000</u>	<u>(1,447)</u>	<u>71%</u>
5700 · Depreciation	78,666	78,750	(84)	100%
5800 · Repairs & Maintenance				
5810 · Vehicles	543	67	476	810%
5830 · Equip Rental	958	897	61	107%
5850 · Repair Materials	10,354	14,036	(3,682)	74%
5860 · Outside Service Contracts	7,031	11,667	(4,636)	60%
5870 · Derelict Disposal	7,460	10,000	(2,540)	75%
Total 5800 · Repairs & Maintenance	<u>26,346</u>	<u>36,667</u>	<u>(10,321)</u>	<u>72%</u>
5900 · Financial Expenses				
5920 · Bank Service Charges				
5990 · Bad Debt	4,250	4,167	83	102%
Total 5900 · Financial Expenses	<u>4,250</u>	<u>4,167</u>	<u>83</u>	<u>102%</u>
Total · MARINA EXPENSES	<u>336,480</u>	<u>348,197</u>	<u>-11,717</u>	<u>97%</u>
Net Ordinary Income - Marina Operations	<u>62,591</u>	<u>44,419</u>	<u>18,172</u>	<u>141%</u>

Moss Landing Harbor District
Profit & Loss Budget vs. Actual
July through August 2019

	Jul - Aug 19	Budget	\$ Over Budget	% of Budget
4400 · LEASE AND OTHER INCOME				
4050 · Trust Lands Lease Revenue				
4051 · Dynegy Outfall	11,430	11,652	(222)	98%
4053 · MBARI	4,625	4,806	(181)	96%
Total 4050 · Trust Lands Lease Revenue	<u>16,055</u>	<u>16,458</u>	<u>(403)</u>	<u>98%</u>
4500 · Leases				
4502 · Cannery Building				
4517 · Suite 2	5,566	5,566	-	100%
4504 · Suite 3	15,390	15,390	-	100%
4511 · Suite 1 & 10	3,131	3,130	1	100%
4515 · Suite 4	14,884	14,884	-	100%
4518 · Suite 5	4,397	4,270	127	103%
4510 · Suite 6	4,412	4,554	(142)	97%
4503 · Suite 8	1,545	1,558	(13)	99%
4520 · Suite 9	1,424	1,425	(1)	100%
4523 · Canery NNN	5,269	6,667	(1,398)	79%
Total 4502 · Cannery Building	<u>56,018</u>	<u>57,444</u>	<u>(1,426)</u>	<u>98%</u>
4530 · RV Lot	5,706	5,706	-	100%
4550 · Misc	9,282			
4560 · North Harbor				
4562 · Sea Harvest	5,868	6,333	(465)	93%
4568 · Monterey Bay Kayaks	2,991	6,667	(3,676)	45%
Total 4560 · North Harbor	<u>8,859</u>	<u>13,000</u>	<u>(4,141)</u>	<u>68%</u>
Total 4500 · Leases	<u>79,865</u>	<u>76,150</u>	<u>3,715</u>	<u>105%</u>
4600 · District Property Taxes				
4700 · Other Revenues & Concessions				
4125 · Amenity Fee	46,853	45,933	920	102%
4126 · Passenger Vessel Fees	7,972	4,167	3,805	191%
4710 · Vending Activities				
4711 · Washer/Dryer	1,441	1,625	(184)	89%
Total 4710 · Vending Activities	<u>1,441</u>	<u>1,625</u>	<u>(184)</u>	<u>89%</u>
4720 · Dry Storage	10,787	10,833	(46)	100%
4725 · North Harbor Use Fee	41,602	15,600	26,002	267%
4727 · Key Sales	860	1,333	(473)	65%
4730 · NH Washdown	525	417	108	126%
4735 · Camp/RV	350		350	100%
4751 · Permits	307	1,000	(693)	31%
4765 · Faxes, Copies & Postage		10	(10)	
Total 4700 · Other Revenues & Concessions	<u>110,697</u>	<u>80,918</u>	<u>29,779</u>	<u>137%</u>
4800 · Interest				
4841 · Union Bank Interest	26	42	(16)	62%
4843 · First Capital Bank	535	250	285	214%
4846 · Umpqua Interest	732	250	482	293%
Total 4800 · Interest	<u>1,293</u>	<u>542</u>	<u>751</u>	<u>239%</u>
Total 4400 · LEASE AND OTHER INCOME	<u>207,910</u>	<u>174,068</u>	<u>33,842</u>	<u>119%</u>

Moss Landing Harbor District
Profit & Loss Budget vs. Actual
July through August 2019

	<u>Jul - Aug 19</u>	<u>Budget</u>	<u>\$ Over Budget</u>	<u>% of Budget</u>
7000 · LEASE AND OTHER EXPENSES				
7100 · Interest Expense				
7134 · Umpqua Accrued Interest	16,568	14,742	1,826	112%
Total 7100 · Interest Expense	<u>16,568</u>	<u>14,742</u>	<u>1,826</u>	<u>112%</u>
7200 · Other Financial Expenses				
7221 · CSDA Dues				
7230 · LAFO Administrative Charges	6,357	6,411	(54)	99%
Total 7200 · Other Financial Expenses	<u>6,357</u>	<u>6,411</u>	<u>(54)</u>	<u>99%</u>
5700 · Depreciation	78,666	78,750	(84)	100%
7300 · Commissioner Expenses				
7320 · Monthly Stipend	1,900	2,167	(267)	88%
7321 · Employer Payroll Taxes	145	167	(22)	87%
7330 · Incurred Expenses	463	167	296	277%
Total 7300 · Commissioner Expenses	<u>2,508</u>	<u>2,501</u>	<u>7</u>	<u>100%</u>
Total 7000 · LEASE AND OTHER EXPENSES	<u>104,099</u>	<u>102,404</u>	<u>1,695</u>	<u>102%</u>
Net Ordinary Income - Lease & Other Operations	<u>103,811</u>	<u>71,664</u>	<u>32,147</u>	<u>145%</u>
Net Ordinary Income - Combined Operations	<u>166,402</u>	<u>116,083</u>	<u>50,319</u>	<u>143%</u>
Other Income/Expense				
Total Other Income				
Other Expense				
9000 · CAPITAL PROJECT EXPENSES				
5880 · Dredging		50,000	(50,000)	
9309 · New NH Building	145,909	200,000	(54,091)	73%
Total 9000 · CAPITAL PROJECT EXPENSES	<u>145,909</u>	<u>250,000</u>	<u>(104,091)</u>	<u>58%</u>
Total Other Expense	<u>145,909</u>	<u>250,000</u>	<u>(104,091)</u>	<u>58%</u>
Net Other Income	<u>-145,909</u>	<u>-250,000</u>	<u>104,091</u>	<u>58%</u>
Net Income	<u><u>20,493</u></u>	<u><u>-133,917</u></u>	<u><u>154,410</u></u>	<u><u>-15%</u></u>

Moss Landing Harbor District
Profit & Loss YTD Comparison
July through August 2019

	<u>Jul - Aug 19</u>	<u>Jul - Aug 18</u>	<u>\$ Change</u>	<u>% Change</u>
Ordinary Income/Expense				
Income				
4000 · MARINA REVENUES				
4100 · Berthing Income				
4110 · Assigned Berthing	277,648	279,050	(1,402)	-1%
4112 · Qtrly/Annual Discount	-162	-295	133	45%
4113 · Commercial Vessel Dscnt	-1,837	-2,392	555	23%
4114 · Away (1 mnth) Dscnt	-245	-173	(72)	-42%
4115 · Temporary Berthing	46,580	47,660	(1,080)	-2%
4120 · Liveaboard Fees	21,863	21,950	(87)	-0%
4130 · Transient Berthing	7,992	5,439	2,553	47%
4220 · Wait List	1,350	925	425	46%
4270 · Pumpouts	200		200	100%
4280 · Late Fees	5,045	7,207	(2,162)	-30%
4282 · Recovered Lien Costs	140		140	100%
Total 4100 · Berthing Income	<u>358,574</u>	<u>359,371</u>	<u>(797)</u>	<u>-0%</u>
4200 · Other Income - Operations				
4225 · Merchandise	222		222	100%
4230 · SH Parking	38,760	26,837	11,923	44%
4285 · Dog Fee	240	210	30	14%
4290 · Misc	1,275	382	893	234%
Total 4200 · Other Income - Operations	<u>40,497</u>	<u>27,429</u>	<u>13,068</u>	<u>48%</u>
Total 4000 · MARINA REVENUES	<u>399,071</u>	<u>386,800</u>	<u>12,271</u>	<u>3%</u>

Moss Landing Harbor District
Profit & Loss YTD Comparison
July through August 2019

Expense	Jul - Aug 19	Jul - Aug 18	\$ Change	% Change
5200 · General & Administrative				
5100 · Advertising	878	150	728	485%
5210 · Dues & Subscriptions	3,044	98	2,946	3,006%
5220 · Office Supplies				
5223 · Administration	462	662	(200)	-30%
5225 · Operations	3,201	4,129	(928)	-22%
5220 · Office Supplies - Other	150		150	100%
Total 5220 · Office Supplies	<u>3,813</u>	<u>4,791</u>	<u>(978)</u>	<u>-20%</u>
5230 · Postage & Equip Lease				
5232 · Meter Lease	129	129		
5235 · Postage	130		130	100%
Total 5230 · Postage & Equip Lease	<u>259</u>	<u>129</u>	<u>130</u>	<u>101%</u>
5240 · Copier Lease & Supplies				
5242 · Copier Lease		682	(682)	-100%
Total 5240 · Copier Lease & Supplies		<u>682</u>	<u>(682)</u>	<u>-100%</u>
5250 · Telephone & Communications				
5253 · Administration	1,973	1,978	(5)	-0%
5255 · Operations	444	141	303	215%
Total 5250 · Telephone & Communications	<u>2,417</u>	<u>2,119</u>	<u>298</u>	<u>14%</u>
5260 · Professional Services				
5262 · Accounting	5,865	5,329	536	10%
5265 · Legal	7,660	9,140	(1,480)	-16%
5268 · Computer Consulting	427		427	100%
5269 · Payroll Processing	294	510	(216)	-42%
Total 5260 · Professional Services	<u>14,246</u>	<u>14,979</u>	<u>(733)</u>	<u>-5%</u>
5290 · Credit Card Fees	970	2,017	(1,047)	-52%
5921 · Internet Billing Service	562	322	240	75%
Total 5200 · General & Administrative	<u>26,189</u>	<u>25,287</u>	<u>902</u>	<u>4%</u>
5300 · Personnel				
5310 · Salaries				
5313 · Administration	23,079	38,829	(15,750)	-41%
5315 · Operations	27,057	21,357	5,700	27%
5318 · Maintenance	23,658	14,172	9,486	67%
Total 5310 · Salaries	<u>73,794</u>	<u>74,358</u>	<u>(564)</u>	<u>-1%</u>
5330 · Payroll Taxes				
5333 · Administration	1,715	3,040	(1,325)	-44%
5335 · Operations	2,070	1,634	436	27%
5338 · Maintenance	1,810	1,084	726	67%
Total 5330 · Payroll Taxes	<u>5,595</u>	<u>5,758</u>	<u>(163)</u>	<u>-3%</u>
5340 · Employee Benefits				
5343 · Administration	7,738	9,664	(1,926)	-20%
5345 · Operations	980	231	749	324%

Moss Landing Harbor District
Profit & Loss YTD Comparison
July through August 2019

	Jul - Aug 19	Jul - Aug 18	\$ Change	% Change
5348 · Maintenance	8,611	4,976	3,635	73%
Total 5340 · Employee Benefits	17,329	14,871	2,458	17%
5350 · Workers Compensation				
5353 · Administration	600	500	100	20%
5355 · Operations	1,174	987	187	19%
5358 · Maintenance	1,334	1,656	(322)	-19%
Total 5350 · Workers Compensation	3,108	3,143	(35)	-1%
5360 · Education & Training				
5363 · Administration	395	370	25	7%
Total 5360 · Education & Training	395	370	25	7%
Total 5300 · Personnel	100,221	98,500	1,721	2%
5400 · Insurance				
5410 · Liability Insurance	20,606	20,775	(169)	-1%
Total 5400 · Insurance	20,606	20,775	(169)	-1%
5500 · Utilities				
5510 · Garbage	13,596	8,511	5,085	60%
5520 · Gas and Electric	40,000	28,685	11,315	39%
5530 · Water	5,883	7,361	(1,478)	-20%
5540 · Sewer	17,170	14,874	2,296	15%
Total 5500 · Utilities	76,649	59,431	17,218	29%
5600 · Operating Supplies				
5610 · Vehicles	977	1,230	(253)	-21%
5625 · Operations	2,576	3,529	(953)	-27%
Total 5600 · Operating Supplies	3,553	4,759	(1,206)	-25%
5700 · Depreciation	78,666	78,666		
5800 · Repairs & Maintenance				
5810 · Vehicles	543		543	100%
5830 · Equip Rental	958	573	385	67%
5850 · Repair Materials	10,354	6,939	3,415	49%
5860 · Outside Service Contracts	7,031	11,014	(3,983)	-36%
5870 · Derelict Disposal	7,460	14,020	(6,560)	-47%
Total 5800 · Repairs & Maintenance	26,346	32,546	(6,200)	-19%
5900 · Financial Expenses				
5920 · Bank Service Charges		1,445	(1,445)	-100%
5990 · Bad Debt	4,250	4,250		
Total 5900 · Financial Expenses	4,250	5,695	(1,445)	-25%
Total · MARINA EXPENSES	336,480	325,659	10,821	0
Net Ordinary Income - Marina Operations	62,591	61,141	1,450	0

Moss Landing Harbor District Profit & Loss YTD Comparison July through August 2019

	Jul - Aug 19	Jul - Aug 18	\$ Change	% Change
4400 · LEASE AND OTHER INCOME				
4050 · Trust Lands Lease Revenue				
4051 · Dynegy Outfall	11,430	11,212	218	2%
4053 · MBARI	4,625	4,625		
Total 4050 · Trust Lands Lease Revenue	<u>16,055</u>	<u>15,837</u>	218	1%
4500 · Leases				
4502 · Cannery Building				
4517 · Suite 2	5,566	5,358	208	4%
4504 · Suite 3	15,390	14,355	1,035	7%
4511 · Suite 1 & 10	3,131	3,015	116	4%
4515 · Suite 4	14,884	14,330	554	4%
4518 · Suite 5	4,397	3,834	563	15%
4510 · Suite 6	4,412	4,384	28	1%
4503 · Suite 8	1,545	5,250	(3,705)	-71%
4520 · Suite 9	1,424	1,371	53	4%
4523 · Canary NNN	5,269	7,885	(2,616)	-33%
Total 4502 · Cannery Building	<u>56,018</u>	<u>59,782</u>	(3,764)	-6%
4530 · RV Lot	5,706	5,494	212	4%
4550 · Misc	9,282		9,282	100%
4560 · North Harbor				
4562 · Sea Harvest	5,868	5,649	219	4%
4568 · Monterey Bay Kayaks	2,991	25,555	(22,564)	-88%
Total 4560 · North Harbor	<u>8,859</u>	<u>31,204</u>	(22,345)	-72%
Total 4500 · Leases	<u>79,865</u>	<u>96,480</u>	(16,615)	-17%
4700 · Other Revenues & Concessions				
4125 · Amenity Fee	46,853	47,910	(1,057)	-2%
4126 · Passenger Vessel Fees	7,972		7,972	100%
4710 · Vending Activities				
4711 · Washer/Dryer	1,441	2,262	(821)	-36%
Total 4710 · Vending Activities	<u>1,441</u>	<u>2,262</u>	(821)	-36%
4720 · Dry Storage	10,787	9,994	793	8%
4725 · North Harbor Use Fee	41,802	21,848	19,754	90%
4727 · Key Sales	860	1,334	(474)	-36%
4730 · NH Washdown	525	150	375	250%
4735 · Camp/RV	350	200	150	75%
4751 · Permits	307	889	(582)	-65%
4765 · Faxes, Copies & Postage		9	(9)	-100%
Total 4700 · Other Revenues & Concessions	<u>110,697</u>	<u>84,596</u>	26,101	31%

Moss Landing Harbor District
Profit & Loss YTD Comparison
July through August 2019

	<u>Jul - Aug 19</u>	<u>Jul - Aug 18</u>	<u>\$ Change</u>	<u>% Change</u>
4800 · Interest				
4841 · Union Bank Interest	26	76	(50)	-66%
4843 · First Capital Bank	535	534	1	0%
4846 · Umpqua Interest	732	258	474	184%
Total 4800 · Interest	<u>1,293</u>	<u>868</u>	<u>425</u>	<u>49%</u>
Total 4400 · LEASE AND OTHER INCOME	<u>207,910</u>	<u>197,781</u>	<u>10,129</u>	<u>5%</u>
7000 · LEASE AND OTHER EXPENSES				
7100 · Interest Expense				
7134 · Umpqua Accrued Interest	16,568	16,568		
Total 7100 · Interest Expense	<u>16,568</u>	<u>16,568</u>		
7200 · Other Financial Expenses				
7230 · LAFO Administrative Charges	6,357	6,160	197	3%
Total 7200 · Other Financial Expenses	<u>6,357</u>	<u>6,160</u>	<u>197</u>	<u>3%</u>
5700 · Depreciation	<u>78,666</u>	<u>78,666</u>		
7300 · Commissioner Expenses				
7320 · Monthly Stipend	1,900	2,400	(500)	-21%
7321 · Employer Payroll Taxes	145	184	(39)	-21%
7330 · Incurred Expenses	463	525	(62)	-12%
Total 7300 · Commissioner Expenses	<u>2,508</u>	<u>3,109</u>	<u>(601)</u>	<u>-19%</u>
Total 7000 · LEASE AND OTHER EXPENSES	<u>104,099</u>	<u>104,503</u>	<u>-404</u>	<u>-0</u>
Net Ordinary Income - Lease & Other Operations	<u>103,811</u>	<u>93,278</u>	<u>10,533</u>	<u>0</u>
Net Ordinary Income - Combined Operations	<u>166,402</u>	<u>154,419</u>	<u>11,983</u>	<u>0</u>
Other Income/Expense				
Other Income				
8001 · Cost Reimbursements				
8101 · Revenue from reimbursements		3,791	(3,791)	-100%
8201 · Reimbursable expenses		-1,911	1,911	100%
Total 8001 · Cost Reimbursements		<u>1,880</u>	<u>(1,880)</u>	<u>-100%</u>
Total Other Income		<u>1,880</u>	<u>(1,880)</u>	<u>-100%</u>
Other Expense				
9000 · CAPITAL PROJECT EXPENSES				
5880 · Dredging		62,872	(62,872)	-100%
9053 · Dock Maintenance		8,089	(8,089)	-100%
9309 · New NH Building	145,909	257,028	(111,119)	-43%
9310 · NH Hotel		67,309	(67,309)	-100%
9440 · NH Shoreline (North)		122,494	(122,494)	-100%
9800 · Dock Replacement		91,650	(91,650)	-100%
Total 9000 · CAPITAL PROJECT EXPENSES	<u>145,909</u>	<u>609,442</u>	<u>(463,533)</u>	<u>-76%</u>
Total Other Expense	<u>145,909</u>	<u>609,442</u>	<u>(463,533)</u>	<u>-76%</u>
Net Other Income	<u>-145,909</u>	<u>-607,562</u>	<u>461,653</u>	<u>76%</u>
Net Income	<u>20,493</u>	<u>-453,143</u>	<u>473,636</u>	<u>105%</u>

Moss Landing Harbor District
A/P Aging Summary
As of August 31, 2019

	<u>Current</u>	<u>1 - 30</u>	<u>31 - 60</u>	<u>61 - 90</u>	<u>> 90</u>	<u>TOTAL</u>
Airgas	50.06	0.00	0.00	0.00	0.00	50.06
Allied Administrators for Delta Dental	0.00	-402.14	0.00	0.00	0.00	-402.14
AT&T	246.29	0.00	0.00	0.00	0.00	246.29
Bayside Oil, Inc.	1,000.00	0.00	0.00	0.00	0.00	1,000.00
Blue Shield of California	0.00	-357.20	0.00	0.00	0.00	-357.20
CalPERS	0.00	-5,074.46	0.00	0.00	0.00	-5,074.46
Cintas	671.32	0.00	0.00	0.00	0.00	671.32
Dilbeck & Sons, Inc.	96,761.14	0.00	0.00	0.00	0.00	96,761.14
IPFS Corporation	0.00	-13,332.32	0.00	0.00	0.00	-13,332.32
James Hoover	354.00	0.00	0.00	0.00	0.00	354.00
Mike Magill	379.00	0.00	0.00	0.00	0.00	379.00
Pajaro Valley Lock Shop	0.00	583.11	0.00	0.00	0.00	583.11
Pajaro/Sunny Mesa C.S.D.	3,008.62	0.00	0.00	0.00	0.00	3,008.62
PG&E	0.00	-20,000.00	0.00	0.00	0.00	-20,000.00
Rabobank	1,075.54	0.00	0.00	0.00	0.00	1,075.54
Redshift	0.00	-136.85	0.00	0.00	0.00	-136.85
Social Vocational Services, Inc.	0.00	-1,073.57	0.00	0.00	0.00	-1,073.57
Tommy Razzerca	0.00	-300.00	0.00	0.00	0.00	-300.00
Tri County Landscape	2,173.09	0.00	0.00	0.00	0.00	2,173.09
U.S. Bank	1,464.94	0.00	0.00	0.00	0.00	1,464.94
United Site Services of Calif., Inc.	205.36	0.00	0.00	0.00	0.00	205.36
VALIC	1,489.81	0.00	0.00	0.00	0.00	1,489.81
Verizon Wireless	117.68	0.00	0.00	0.00	0.00	117.68
Vision Sevice Plan	0.00	-150.33	0.00	0.00	0.00	-150.33
TOTAL	<u>108,996.85</u>	<u>-40,243.76</u>	<u>0.00</u>	<u>0.00</u>	<u>0.00</u>	<u>68,753.09</u>

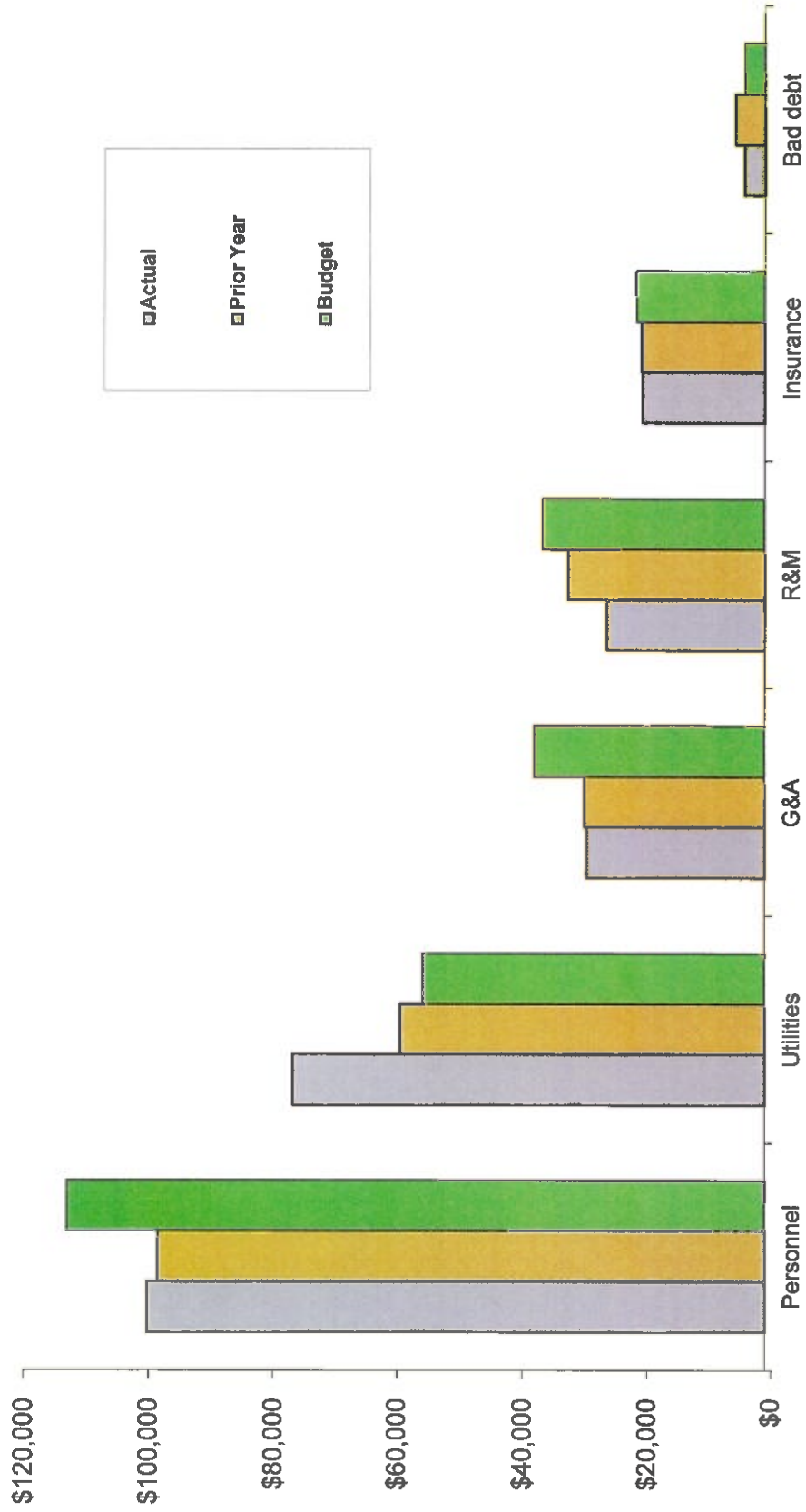
Moss Landing Harbor District
Warrant Listing
As of August 31, 2019

Type	Date	Num	Name	Amount
1009 - Union - Operating				
Check	08/09/2019	2804	Ferrante, Vincent	-177.32
Check	08/09/2019	2805	Jeffries, Russell	-452.13
Check	08/09/2019	2806	Tony Leonardini	-182.70
Check	08/09/2019	2807	Peggy Shirrell	-91.35
Check	08/09/2019	2808	Neal Norris	-690.01
Check	08/09/2019	2809	William Allen	-645.68
Check	08/09/2019	2810	Dennis Dixon	-84.17
Bill Pmt -Check	08/13/2019	20473	A.L. Lease	-35.11
Bill Pmt -Check	08/13/2019	20474	Airgas	-343.36
Bill Pmt -Check	08/13/2019	20475	AT&T	-194.19
Bill Pmt -Check	08/13/2019	20476	Blue Shield of California	-357.20
Bill Pmt -Check	08/13/2019	20477	Blue Tarp Financial, Inc.	-160.87
Bill Pmt -Check	08/13/2019	20478	Byte Technology	-877.50
Bill Pmt -Check	08/13/2019	20479	CalPERS	-5,074.46
Bill Pmt -Check	08/13/2019	20480	Carmel Marina Corporation	-952.50
Bill Pmt -Check	08/13/2019	20481	Carrot-Top Industries, Inc.	-227.35
Bill Pmt -Check	08/13/2019	20482	Castroville "ACE" Hardware	-36.33
Bill Pmt -Check	08/13/2019	20483	Castroville Auto Parts, Inc.	-44.33
Bill Pmt -Check	08/13/2019	20484	Central Coast Systems, Inc.	-105.00
Bill Pmt -Check	08/13/2019	20485	Cintas	-808.06
Bill Pmt -Check	08/13/2019	20486	Damm Good Water	-73.95
Bill Pmt -Check	08/13/2019	20487	Dan Poncabare	-295.00
Bill Pmt -Check	08/13/2019	20488	Despard Marine Services	-500.00
Bill Pmt -Check	08/13/2019	20489	Dilbeck & Sons, Inc.	-46,678.09
Bill Pmt -Check	08/13/2019	20490	DMV/Lien Sale Section	-40.00
Bill Pmt -Check	08/13/2019	20491	Doctors on Duty	-122.50
Bill Pmt -Check	08/13/2019	20492	Employment Development Dept.	-44.00
Bill Pmt -Check	08/13/2019	20493	Hodges Consulting Services	-1,836.41
Bill Pmt -Check	08/13/2019	20494	Interstate Battery System of SJ	-859.06
Bill Pmt -Check	08/13/2019	20495	IPFS Corporation	-13,332.32
Bill Pmt -Check	08/13/2019	20496	Marc J. Del Piero	-2,000.00
Bill Pmt -Check	08/13/2019	20497	Monterey One Water	-15,693.00
Bill Pmt -Check	08/13/2019	20498	Northern Tool & Equipment	0.00
Bill Pmt -Check	08/13/2019	20499	Pajaro/Sunny Mesa C.S.D.	-2,874.01
Bill Pmt -Check	08/13/2019	20500	Peter Berry	-500.00
Bill Pmt -Check	08/13/2019	20501	PG&E	-20,000.00
Bill Pmt -Check	08/13/2019	20502	Redshift	-136.85
Bill Pmt -Check	08/13/2019	20503	Revel Enviornmental Manufacturing , Inc.	-572.00
Bill Pmt -Check	08/13/2019	20504	Social Vocational Services, Inc.	-1,073.57
Bill Pmt -Check	08/13/2019	20505	Sotiria Lampoudi	-525.00
Bill Pmt -Check	08/13/2019	20506	Sunrise Express	-51.19
Bill Pmt -Check	08/13/2019	20507	Tommy Razzerca	-300.00
Bill Pmt -Check	08/13/2019	20508	U.S. Bank	-1,761.85
Bill Pmt -Check	08/13/2019	20509	United Site Services of Calif., Inc.	-205.36

Moss Landing Harbor District
Warrant Listing
As of August 31, 2019

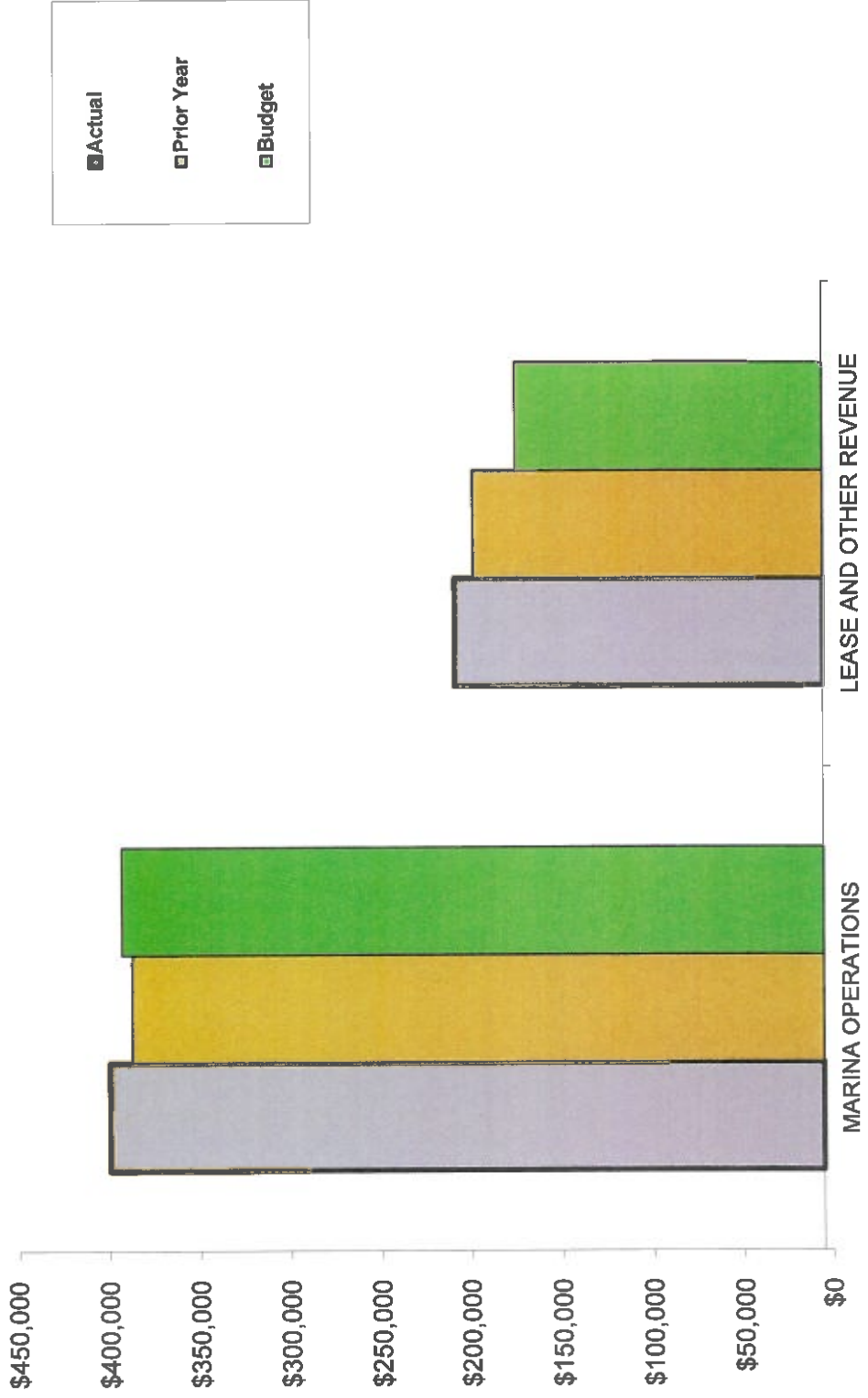
<u>Type</u>	<u>Date</u>	<u>Num</u>	<u>Name</u>	<u>Amount</u>
Bill Pmt -Check	08/13/2019	20510	Valero Marketing and Supply Company	-377.23
Bill Pmt -Check	08/13/2019	20511	Veritiv Operating Company	-269.18
Bill Pmt -Check	08/13/2019	20512	Verizon Wireless	-117.68
Bill Pmt -Check	08/13/2019	20513	Vision Sevice Plan	-150.33
Bill Pmt -Check	08/13/2019	20514	West Marine Pro	-508.00
Bill Pmt -Check	08/13/2019	20515	William O'Sullivan	-563.86
Bill Pmt -Check	08/13/2019	20516	Carmel Marina Corporation	-293.02
Bill Pmt -Check	08/13/2019	20517	Monterey One Water	-1,477.13
Bill Pmt -Check	08/13/2019	20518	Carmel Marina Corporation	-1,426.13
Bill Pmt -Check	08/13/2019	20519	Carmel Marina Corporation	-4,036.05
Bill Pmt -Check	08/13/2019	20520	Allied Administrators for Delta Dental	-402.14
Bill Pmt -Check	08/14/2019	20521	Moss Landing Boat Works	-1,269.74
Bill Pmt -Check	08/16/2019	20522	Rabobank	-302.92
Bill Pmt -Check	08/16/2019	20523	VALIC	-2,393.46
Bill Pmt -Check	08/16/2019	20524	Rabobank	-497.82
Bill Pmt -Check	08/16/2019	20525	Rabobank	-289.60
Check	08/23/2019	2811	Neal Norris	-690.00
Check	08/23/2019	2812	William Allen	-747.91
Check	08/23/2019	2813	Dennis Dixon	-47.04
Bill Pmt -Check	08/26/2019	20527	Airgas	-160.90
Bill Pmt -Check	08/26/2019	20528	AT&T	-326.18
Bill Pmt -Check	08/26/2019	20529	Good Earth Industries	-2,500.00
Bill Pmt -Check	08/26/2019	20530	Home Depot	-1,791.11
Bill Pmt -Check	08/26/2019	20531	Jarvis, Fay, Doportto & Gibson, LLP	-7,660.00
Bill Pmt -Check	08/26/2019	20532	MP Express	-2,930.96
Bill Pmt -Check	08/26/2019	20533	Sea Engineering, Inc.	-1,805.00
Bill Pmt -Check	08/26/2019	20534	State Steel Company	-509.54
Bill Pmt -Check	08/26/2019	20535	WASH	-404.16
Bill Pmt -Check	08/26/2019	20536	Wendy L. Cumming, CPA	-2,747.75
Bill Pmt -Check	08/26/2019	20526	AT&T	-545.86
Bill Pmt -Check	08/27/2019	20537	Ronald Ho -	-525.00
Bill Pmt -Check	08/29/2019	20538	Wald, Ruhnke & Dost Architects, LP	-2,470.00
Total 1009 · Union - Operating				-161,249.48
TOTAL				-161,249.48

**Operating Expenses
Year to Date Actuals vs. Budget and Prior Year
August 31, 2019**

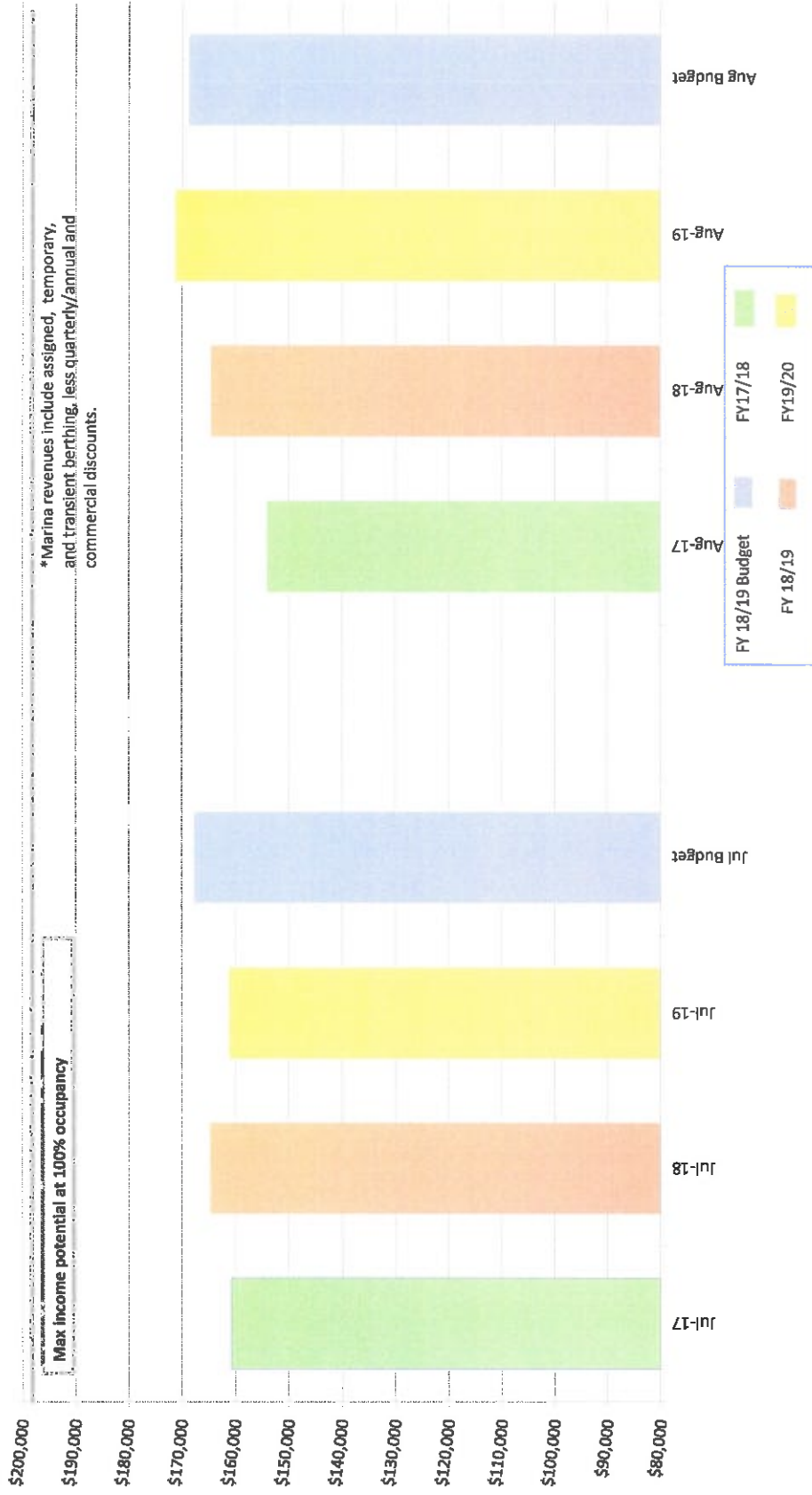



****Expenses Exclude Dredging, Depreciation and Interest Expenses****

**Marina, Lease and Other Revenue
Year to Date Actual vs. Budget and Prior Year
August 31, 2019**



Moss Landing Harbor District Marina Revenue* (Berthing) - 3 Year Comparison





7881 SANDHOLDT ROAD
MOSS LANDING, CA 95039

TELEPHONE – 831.633.5417
FACSIMILE – 831.633.4537



BOARD OF HARBOR COMMISSIONERS

Russell Jeffries
Tony Leonardini
Vincent Ferrante
Margaret 'Peggy' Shirrel, Ph.D
James R. Goulart

**GENERAL MANAGER
HARBOR MASTER**

Tom Razzeca

STAFF REPORT

ITEM NUMBER 03 – PROJECT STATUS
BOARD MEETING OF September 25, 2019

1. Dredge Project: Currently our contractor Pacific Dredge & Construction LLC is mobilizing and is expected to begin actual dredging operations in the next week or so. The dredging operations will begin in the South Harbor and will move North as the project continues. We are currently experiencing some issues regarding our CCC permit however District staff and our consultant are working diligently with CCC staff to resolve these issues. Staff will provide an update regarding the dredging project at the October meeting when operations should be underway. All dredging operations are required to be complete by November 30th 2019.

2. North Harbor Building Project: With the exception of completing minor punch list items the project should be complete by the date of this meeting. During this meeting Alison Goss of Mahoney & Associates, the Districts broker, will be providing an update regarding the search for a tenant to lease the building.

3. North Harbor Inn Project: Because the building plan shows the Inn on 3 separate District owned parcels, Monterey County has required that the District submit a General Development Plan and complete a lot line adjustment. The District has received a title report from Chicago Title and Monterey County Surveyors are currently completing the survey necessary to meet the county requirements.

4. B178 Damaged Pile replacement Project: After a storm with strong wind gusts staff discovered the pile located at B178 had been damaged and was in need of replacement. After having our engineer inspect the pile staff contacted our insurance company and filed a claim to have the pile replaced. Our insurance company's adjuster inspected the pile and has since approved our claim. Our emergency permit application is in process and we currently await issuance of the permit from the Army Corps of Engineers.

5. North Harbor Erosion Repair Project: During a heavy rain storm staff found a large section of the bank just north of our old launch ramp had eroded away. Staff and our engineer inspected the location and determined that if no action was immediately taken the bank would continue eroding into the Districts parking lot causing extensive damage. In an attempt to mitigate our damages Staff had 70 ton of ¼ ton rip rap delivered and placed in the area which armored the shore line in question and stopped the erosion. Our engineer has filed emergency permit applications with the CCC and USACOE as required. Staff is hopeful that the 70 tons of rip rap placed will be a sufficient long term solution that will satisfy the permitting agencies however until we receive the permits we cannot be sure that additional work will not be required.

SERVING COMMERCIAL FISHING AND RECREATIONAL BOATING SINCE 1947



BOARD OF COMMISSIONERS
 Russ Jeffries
 Tony Leonardini
 Vince Ferrante
 Margaret "Peggy" Shirrel, Ph.D
 James R. Goulart

7881 SANDHOLDT ROAD
 MOSS LANDING, CA 95039

TELEPHONE – 831.633.5417
 FACSIMILE – 831.633.4537



GENERAL MANAGER
 HARBORMASTER
 Tommy Razzeca

STAFF REPORT

ITEM NUMBER 04 – SUMMARY OF PERMITS ISSUED BOARD MEETING OF SEPTEMBER 25, 2019

Permittee	Issue Date	Status	Permit Type	Exp. Date
Elkhorn Slough Research Foundation	01/01/2019	Current	Facilities Use	01/01/20
Blue Ocean Whale Watch	2/18/2019	Current	Facilities Use	2/18/2020
Whisper Charters	2/28/2019	Current	Facilities Use	2/28/2020
Kahuna Sportfishing	3/17/2019	Current	Facilities Use	3/17/2020
REI Outdoor School	3/24/2019	Current	Facilities Use	3/24/2020
Fast Raft	3/28/2019	Current	Facilities Use	3/28/2020
MBARI-Otter Studies	4/1/2019	Current	Facilities Use	4/1/2020
Monterey Bay Hydrobikes	4/13/2019	Current	Facilities Use	4/13/2020
Camp Ramah	6/11/2019	Current	Facilities Use	08/2/2019
Venture Quest Kayaking	6/30/2019	Current	Facilities Use	6/30/2020
Kayak Connection	6/30/2019	Current	Facilities Use	6/30/2020
Sanctuary Cruises	6/30/2019	Current	Facilities Use	6/30/2020
Sea Goddess Whale Watching-Tours	6/30/2019	Current	Facilities Use	6/30/2020
Sea Goddess Whale Watching-Souvenirs	6/30/2019	Current	Peddlers	6/30/2020
MBARI-Slough Test Moorings	6/30/2019	Current	Facilities Use	6/30/2020
Elkhorn Slough Safari - Souvenirs	10/19/2018	Current	Facilities Use	10/19/2019
Elkhorn Slough Safari - Tours	10/19/2018	Current	Peddlers	10/19/2019
Blue Water Ventures	10/31/2018	Current	Facilities Use	10/31/2019
Wild Fish-Vicki Crow	11/20/2018	Current	Peddlers	11/20/19



BOARD OF COMMISSIONERS
Russ Jeffries
Tony Leonardini
Vincent Ferrante
Margaret "Peggy" Shirrel, Ph.D.
James R. Goulart

7881 SANDHOLDT ROAD
MOSS LANDING, CA 95039

TELEPHONE – 831.633.5417
FACSIMILE – 831.633.4537



GENERAL MANAGER
HARBORMASTER
Tommy Razzeca

STAFF REPORT

ITEM NUMBER 05 – MEETING ANNOUNCEMENTS
BOARD MEETING OF SEPTEMBER 25, 2019

Monterey County Fish and Game Advisory Commission – Meetings are on the 2nd Tuesday of even months. <http://www.co.monterey.ca.us/bcandc/fishgame.html>

Moss Landing Chamber of Commerce Meetings – Second Wednesday of each month, Moss Landing Harbor District Board Room, 4 p.m.

Monterey Bay Sanctuary Advisory Council Meetings – 2019 - <https://montereybay.noaa.gov>

October 18th
Marina

December 13th
Monterey

SERVING COMMERCIAL FISHING AND RECREATIONAL BOATING SINCE 1947



7881 SANDHOLDT ROAD
MOSS LANDING, CA 95039

TELEPHONE – 831.633.5417
FACSIMILE – 831.633.4537



BOARD OF COMMISSIONERS
Russ Jeffries
Tony Leonardini
Vincent Ferrante
Margaret "Peggy" Shirrel, Ph.D.
James R. Goulart

GENERAL MANAGER
HARBORMASTER
Tommy Razzeca

STAFF REPORT

ITEM NUMBER 06 - LIVEBOARD REPORT BOARD MEETING OF SEPTEMBER 25, 2019

Pursuant to Ordinance Code §6.110 D) 1), attached is the report containing the names of all permitted liveboard vessels and all persons living aboard. The permits for these liveboards have automatically renewed through the last day of this month. As of this writing, there are no (0) revocation actions pending.

<u>Name</u>	<u>Vessel</u>
1. Slaymaker P.	<i>Steppin Stone CF 1101 TY</i>
2. Pending	Application Pending
3. Bohigian, D.	<i>Breezing Up, ON 559013</i>
4. Burns, P.	<i>Tralfamadore, CF 9430 GL</i>
5. Byrnes, K.	<i>Grand Slam, CF 4540 FE</i>
6. Callahan, T.	<i>Deb on Air, CF 3174 HA</i>
7. Cayuela, R.	<i>Rachel Angelet, CF 6969 UB</i>
8. Michael, McVay	<i>Gaviota, CF 4863 FP</i>
9. Clark, N.	<i>Ma Kai, CF 1100 ET</i>
10. Cloer, J./Ajuria M.	<i>Laurie, CF 2688 EX</i>
11. Chambers, B.	<i>Pyxis, ON 984193</i>
12. Pending	Application Pending
13. Clark D.	<i>Seaside Escape CF 4356 HW</i>
14. Degnan, P.	<i>No Name, CF 8344 GT</i>
15. Jimmy Page	<i>Lanitra, CF 7346 SH</i>
16. Elwell, G.	<i>Pearl, ON 557575</i>
17. Faneuf, C.	<i>Ghost Ryder ON 1048498</i>
18. Felicano, J.	<i>Takara, CF 3767 AS</i>
19. Potter, D.	<i>Danu CF 4085 GC</i>
20. Harrington, H.	<i>Isle of View, ON 997142</i>
21. Sanchez, F	<i>Valkryia ON97418</i>
22. Clifford, Lance	<i>Sandpiper, CF 6280 EU</i>
23. Jerred, D.	<i>Westwind, CF8564 GM</i>
24. Groom D	<i>Phoenix, CF 5084 GJ</i>
25. Jones, H.	<i>Laetare, CF 5495 YB</i>
26. Jones, T.	<i>Sanity, CF 5249 SC</i>
27. Kennedy C. Lahman D.	<i>Aztlan, ON 281903</i>
28. Ayres, Lloyd	<i>Gaviota, CF 4656 GG</i>

SERVING COMMERCIAL FISHING AND RECREATIONAL BOATING SINCE 1947

29. Knudson L/Knudson A.
30. Malone, RJ
31. Marsee, E, Lynch, C
32. Burnett
33. Maris, T.
34. Robinson, D.
35. Nieman J
36. Niswonger, R.
37. Nunes, D.
38. Otis, T.
39. Paul, J
40. Schlegelmilch, William
41. Velaquez F
42. Raaphorst, D.
43. Reins, D.
44. Rotger, M.
45. Roulet, J.
46. Piro, Daniel
47. Derouin, E
48. Stegmann, R.
49. Stark, H.
50. Baugh, R.
51. Thomas, B.
52. Tufts, M.
53. Sumne, Aaron
54. Wolinski, Peter/Duerkson, E
55. Waters, J./Waters, M.
56. Samuelson, T.
57. Herrick Andrews,
58. Kim Richardson
59. Cook, B
60. Bowler, J

Spellbound, ON 082155
Francis w, CF 2017 UZ
Tolly Craft CF 9521 HT
Zinful CF5419 JG
Nimble, CF 3730 KB
Damn Baby CF 9442 EX
Inia, ON 1074183
Illusion, CF 0836 TA
Auroora, ON 676686
Blue Moon, CF 1886 GT
La Wanda CF 5014 FR
Bull Dog ON 1219673
Lorraine CF 0533 JL
Spirit, ON 664971
Second Paradise, ON 912484
Raven, ON 241650
Double Eagle, ON 519846
Gulf Star CF 6082 GL
Sweet Liberty ON 1052175
Wild Goose, ON 589319
Outta Here, CF 8370 EA
Yada Yada, CF 7881 GZ
Coho, CF 9974 KK
Enchantress, CF 0878 SX
Bellisima CF 4668 FV
Ramona, ON 1114657
No Name CF 5670 GD
Moonstone CF 5122 GX
Sea Free ON 613387
Sophie CF 0533 JL
Outrageous CF 8917 TB
Myrtle Mae, CF 3187 FN

Total Number Vessels: 58
 Total Number Persons: 64
 Pending Applications -2-



BOARD OF COMMISSIONERS
 Russell Jeffries
 Tony Leonardini
 Vincent Ferrante
 Margaret 'Peggy' Shirrel, Ph.D
 James R. Goulart

7881 SANDHOLDT ROAD
 MOSS LANDING, CA 95039

TELEPHONE – 831.633.5417
 FACSIMILE – 831.633.4537



GENERAL MANAGER
HARBOR MASTER
 Tom Razzeca

ITEM NUMBER 07 - SLIP INCOME REPORT
BOARD MEETING OF SEPTEMBER 25, 2019

Slip Rates 2019/2020 per linear foot:


Assigned: \$8.15/ft./month
 Temporary: \$12.15/ft./month
 Transient: \$1.25/ft./day

INCOME

<u>August 2019</u>	<u>August 2018</u>	<u>August 2019 Budget</u>
\$171,334	\$164,481	\$168,853

For the month, slip income is above budget by \$2,481, due a combination of lower than anticipated assigned berthing revenue, offset by higher than anticipated temporary berthing income. Slip income is higher than prior year by \$7,052, due to higher temporary berthing income.

SERVING COMMERCIAL FISHING AND RECREATIONAL BOATING SINCE 1947



BOARD OF HARBOR COMMISSIONERS
Russell Jeffries
Tony Leonardini
Vincent Ferrante
Margaret 'Peggy' Shirrel, Ph.D
James R. Goulart

7881 SANDHOLDT ROAD
MOSS LANDING, CA 95039

TELEPHONE – 831.633.5417
FACSIMILE – 831.633.4537



GENERAL MANAGER
HARBOR MASTER
Tommy Razzeca

STAFF REPORT

ITEM NUMBER 08 – INCIDENT REPORT
BOARD MEETING OF SEPTEMBER 25, 2019

08/21/2019 MCSO was called by staff after a report of an altercation between 2 tenants on B dock. Deputies made contact with both individuals, no arrests were made.

08/22/2019 Staff Called MCSO regarding a man sitting in front of the Harbor office who seemed to be in need of attention. Deputies initially made contact and EMS ultimately took the man to the hospital for treatment.

08/24/2019 Night staff was informed of an intoxicated driver who had hit a parked car in the parking lot, deputies responded and the man was arrested for DUI.

08/26/2019 A community service worker reported to staff that he was verbally assaulted by an individual known to MLHD staff. MCSO was called and reports were taken. The individual who threatened the worker left the area before deputies arrived and was not found.

08/27/2019 A tenant reported to staff that he believed that his vessel had been hit by some type of projectile either while in the slip or during a trip out of the jetty into the Monterey Bay. At staffs request the tenant contacted MCSO and filed a report.

08/29/2019 MCSO was called by staff regarding a woman who was walking in traffic and acting erratically on District property. Deputies arrived and ultimately took the woman into custody.

09/07/19 Staff witnessed a domestic situation taking place on a vessel involving 2 tenants. MCSO was contacted and deputies responded but 1 of the involved persons left the area before their arrival. Deputies spoke to the tenant who remained in the area but that person was unwilling to cooperate with the investigation. Staff continues to monitor the situation and is following up accordingly.

09/12/19 A tenant reported that a man known to District staff had broken into his vessel and contacted MCSO. Deputies arrived and initially took the accused man into custody but ultimately released him. No arrests have been made at this point but the investigation continues.

SERVING COMMERCIAL FISHING AND RECREATIONAL BOATING SINCE 1947